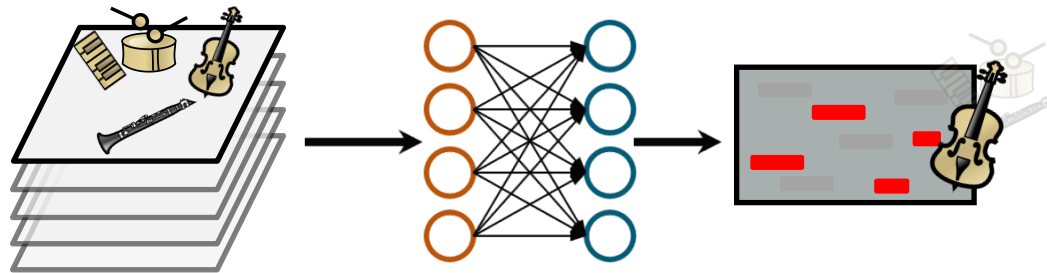

Deep Learning for Jazz Walking Bass Transcription

Jakob Abeßer^{1,3}, Stefan Balke², Klaus Frieler³
Martin Pfeiderer³, Meinard Müller²



¹ Semantic Music Technologies Group, Fraunhofer IDMT, Ilmenau, Germany

² International Audio Laboratories Erlangen, Germany

³ Jazzomat Research Project, University of Music Franz Liszt, Weimar, Germany

Motivation – What is a Walking Bass Line?

- Example: Miles Davis: So What (Paul Chambers: b)



Paul Chambers

Dm⁷ (D, F, A, C)


D C A F A D F A D A F D A F A

- Our assumptions for this work:
 - Quarter notes (mostly chord tones)
 - Representation: **beat-wise pitch values**



© Tri Agus Nuradhim

Motivation – How is this useful?



■ Harmonic analysis


- Composition (lead sheet) vs. actual performance
- Polyphonic transcription from ensemble recordings is challenging
- Walking bass line can provide first clues about local harmonic changes

■ Features for **style & performer classification**

Problem Setting

■ Challenges

- Bass is typically **not salient**
 - Overlap with drums (bass drum) and piano (lower register)
- High **variability of recording quality** and playing styles
 - Example: Lester Young – Body and Soul



♩ = 79
1
Eb- D7 Fb-7 D7 Db maj7 Eb-7

■ Goals

- Train a DNN to extract bass pitch saliency representation
- Postprocessing: manual beat-annotations for beat-wise bass pitch

Outline

- Dataset
- Approach
 - Bass Saliency Mapping
 - Semi-Supervised Model Training
 - Beat-Informed Late Fusion
- Evaluation
- Results
- Summary & Outlook

Dataset



- **Weimar Jazz Database (WJD)** [1]
 - **456** high-quality jazz solo transcriptions
 - Annotations: solo melody, beats, chords, segments (phrase, chorus ...)
 - **41** files with **bass annotations**
- Data augmentation⁽⁺⁾: Pitch-shifting +/- 1 semitone (sox library [2])

Dataset	Usage	Ann.	# Files	# Notes	Duration [h]
D_1	Training	✓	31	3899	0.43
D_1^+	Training	✓	93	11697	1.30
D_2	Training	-	237	-	7.16
D_2^+	Training	-	711	-	21.49
D_3	Test	✓	10	1101	0.12

Bass-Saliency Mapping

■ **Data-driven** approach

- Use **Deep Neural Network (DNN)** to learn **mapping** from magnitude spectrogram to bass saliency representation

■ Spectral Analysis

- Resampling to 22.05 kHz
- **Constant-Q magnitude spectrogram** (librosa [3])
- Pitch range 28 (41.2 Hz) – 67 (392 Hz)

■ **Multilabel classification**

- Input dimensions: $40 * N_{\text{ContextFrames}}$
- Output dimensions: 40
- Learning Target: Bass pitch annotations from the WJD

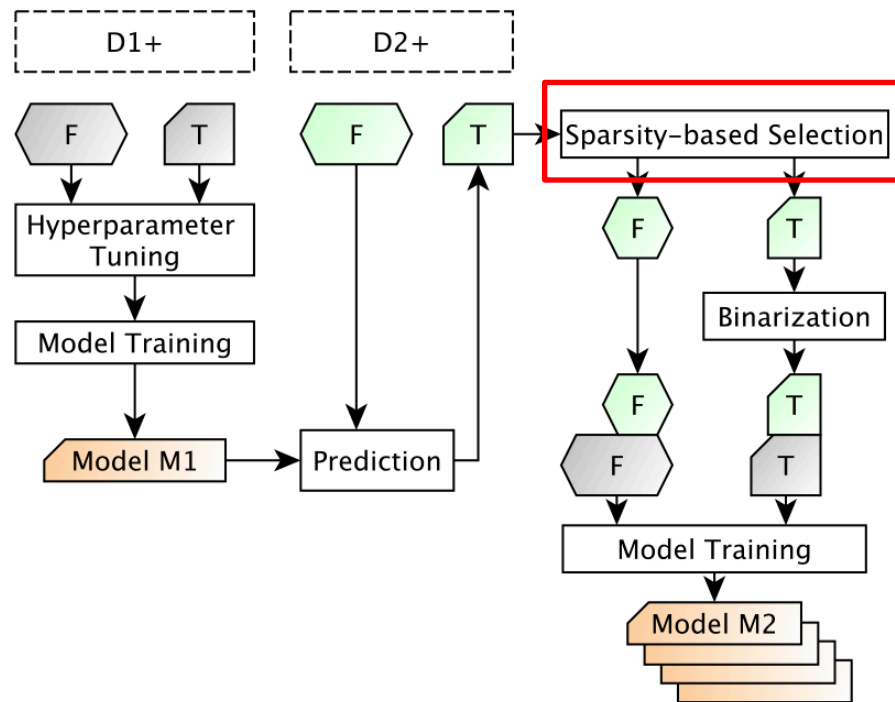
DNN Hyperparameter

- **Layer-wise training** [4, 5]
 - Least-squares estimate for weight & bias initialization
 - (3-5) fully connected layers, MSE loss
- **Frame-stacking** (3-5 context frames) & feature normalization
- Activation functions: ReLU, Sigmoid (final layer)
- Dropout & L_2 weight regularization
- Adadelta optimizer
 - Mini-batch size = 500
 - 500 epochs / layer
 - learning rate = 1

Hyperparameter	Values
# Hidden layers	3, 4, 5
# Context frames	1, 3, 5
Dropout (%)	0, 25, 50
L_2 weight regularization	disabled, 10^{-3}

Semi-Supervised Training

- **Goal:** Select prediction on unseen data as additional training data



F: Features
T: Targets

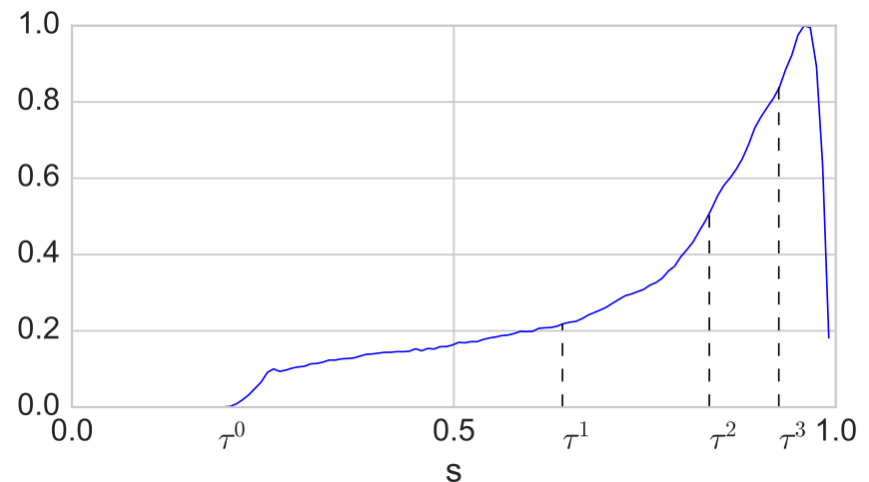
Semi-Supervised Training

Sparsity-based Selection

- Train model on labelled dataset D_1^+ (3899 notes)
- Predictions on unlabelled dataset D_2^+ (11697 notes)
- Select additional training data via sparsity greater than threshold τ

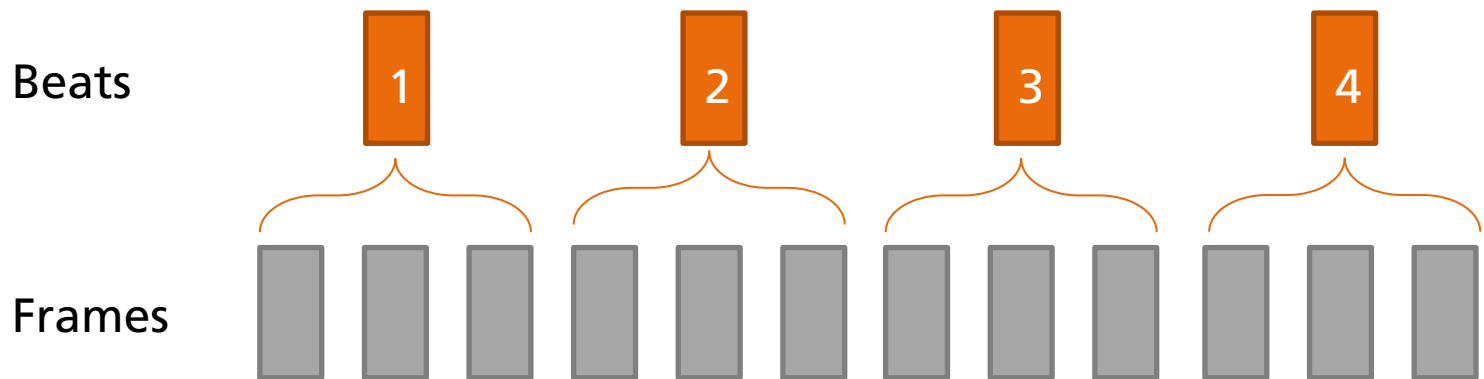
$$s(T) = \frac{\sqrt{N} - (\sum_{i=1}^N T_i) / (\sqrt{\sum_{i=1}^N T_i^2})}{\sqrt{N} - 1}$$

- Re-training



Beat-Informed Late Fusion

- Use manual beat-annotations from the Weimar Jazz Database
- Find most salient pitch per beat



Evaluation

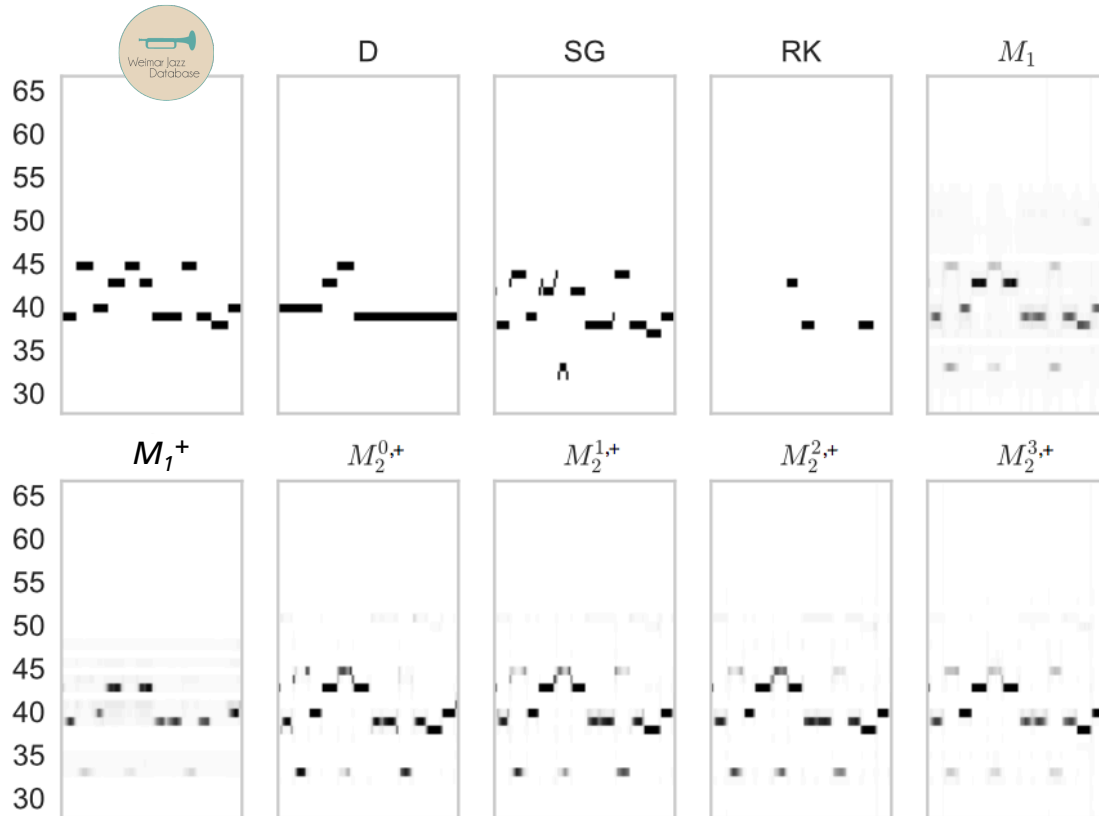
- Use manual beat-annotations from the Weimar Jazz Database
- Compare against state-of-the-art bass transcription algorithms
 - **D**: Dittmar, Dressler, and Rosenbauer [8]
 - **SG**: Salamon, Serrà, and Gómez [9]
 - **RK**: Rynänen and Klapuri [7]

Dataset	Usage	Ann.	# Files	# Notes	Duration [h]
D_1	Training	✓	31	3899	0.43
D_1^+	Training	✓	93	11697	1.30
D_2	Training	-	237	-	7.16
D_2^+	Training	-	711	-	21.49
D_3	Test	✓	10	1101	0.12

Example

D - Dittmar et al.
 SG - Salamon et al.
 RK - Ryyänen & Klapuri

■ Chet Baker: "Let's Get Lost" (0:04 – 0:09)



Initial model

M_1 - without data aug.
 M_1^+ - with data aug.

Semi-supervised learning

$M_2^{0,+}$ - τ^0
 $M_2^{1,+}$ - τ^1
 $M_2^{2,+}$ - τ^2
 $M_2^{3,+}$ - τ^3

Results

Alg.	Frame-wise		Beat-wise		Sparseness
	A	A_{PC}	A	A_{PC}	s
SG	0.28 (0.14)	0.39 (0.15)	0.68 (0.22)	0.75 (0.21)	-
RK	0.12 (0.13)	0.18 (0.14)	0.60 (0.27)	0.64 (0.26)	-
D	0.37 (0.20)	0.41 (0.19)	0.72 (0.16)	0.75 (0.15)	-
M_1	0.31 (0.09)	0.43 (0.10)	0.71 (0.17)	0.78 (0.14)	0.684 (0.035)
M_1^+	0.57 (0.13)	0.70 (0.11)	0.83 (0.13)	0.89 (0.11)	0.761 (0.018)
$M_2^{0,+}$	0.54 (0.12)	0.68 (0.11)	0.81 (0.14)	0.88 (0.12)	0.954 (0.010)
$M_2^{1,+}$	0.54 (0.13)	0.70 (0.11)	0.81 (0.14)	0.89 (0.11)	0.935 (0.015)
$M_2^{2,+}$	0.55 (0.12)	0.71 (0.11)	0.82 (0.14)	0.89 (0.12)	0.922 (0.019)
$M_2^{3,+}$	0.56 (0.12)	0.70 (0.11)	0.82 (0.14)	0.88 (0.12)	0.862 (0.030)

Summary

- Data-driven approach seems to enhance non-salient instruments.
- Beneficial
 - Data augmentation & dataset enlargement
 - Frame stacking (stable bass pitches)
 - Beat-informed late fusion
- Semi-supervised training did not improve accuracy but made bass-saliency maps sparser
- Model is limited to training set's pitch range

Acknowledgements

- Thanks to the authors for sharing bass transcription algorithms / results.
- Thanks to the students for transcribing the bass lines
- German Research Foundation
 - DFG-PF 669/7-2 : Jazzomat Research Project (2012-2017)
 - DFG MU 2686/6-1: Stefan Balke and Meinard Müller

References

- [1] Weimar Jazz Database: <http://jazzomat.hfm-weimar.de>
- [2] sox <http://sox.sourceforge.net>
- [3] McFee, B., Raffel, C., Liang, D., Ellis, D. P. W., McVicar, M., Battenberg, E., and Nieto, O., “librosa: Audio and Music Signal Analysis in Python,” in Proc. of the Scientific Computing with Python conference (Scipy), Austin, Texas, 2015.
- [4] Uhlich, S., Giron, F., and Mitsufuji, Y., “Deep neural network based instrument extraction from music,” in Proc. of the IEEE Int. Conf. on Acoustics, Speech and Signal Processing (ICASSP), pp. 2135–2139, Brisbane, Australia, 2015.
- [5] Balke, S., Dittmar, C., Abeßer, J., and Müller, M., “Data-Driven Solo Voice Enhancement for Jazz Music Retrieval,” in Proc. of the IEEE Int. Conf. on Acoustics, Speech and Signal Processing (ICASSP), New Orleans, USA, 2017.
- [6] Hoyer, P.O., “Non-negative Matrix Factorization with Sparseness Constraints,” J. of Machine Learning Research, 5, pp. 1457–1469, 2004.
- [7] Rynänen, M.P. and Klapuri, A., “Automatic transcription of melody, bass line, and chords in polyphonic music,” Computer Music J., 32, pp. 72–86, 2008
- [8] Dittmar, C., Dressler, K., and Rosenbauer, K., “A Toolbox for Automatic Transcription of Polyphonic Music,” Proc. of the Audio Mostly Conf., pp. 58–65, 2007.
- [9] Salamon, J., Serrà, J., and Gómez, E., “Tonal Representations for Music Retrieval: From Version Identification to Query-by-Humming,” Int. J. of Multimedia Inf. Retrieval, 2, pp. 45–58, 2013

Thank You!

- Jazzomat Research Project & Weimar Jazz Database
 - <http://jazzomat.hfm-weimar.de/>
- Python code and trained model available
 - https://github.com/jakobabesser/walking_bass_transcription_dnn
- Additional online demos
 - <https://www.audiolabs-erlangen.de/resources/MIR/2017-AES-WalkingBassTranscription>